


How to give an emergency injection of liquid Hydrocortisone

REMEMBER

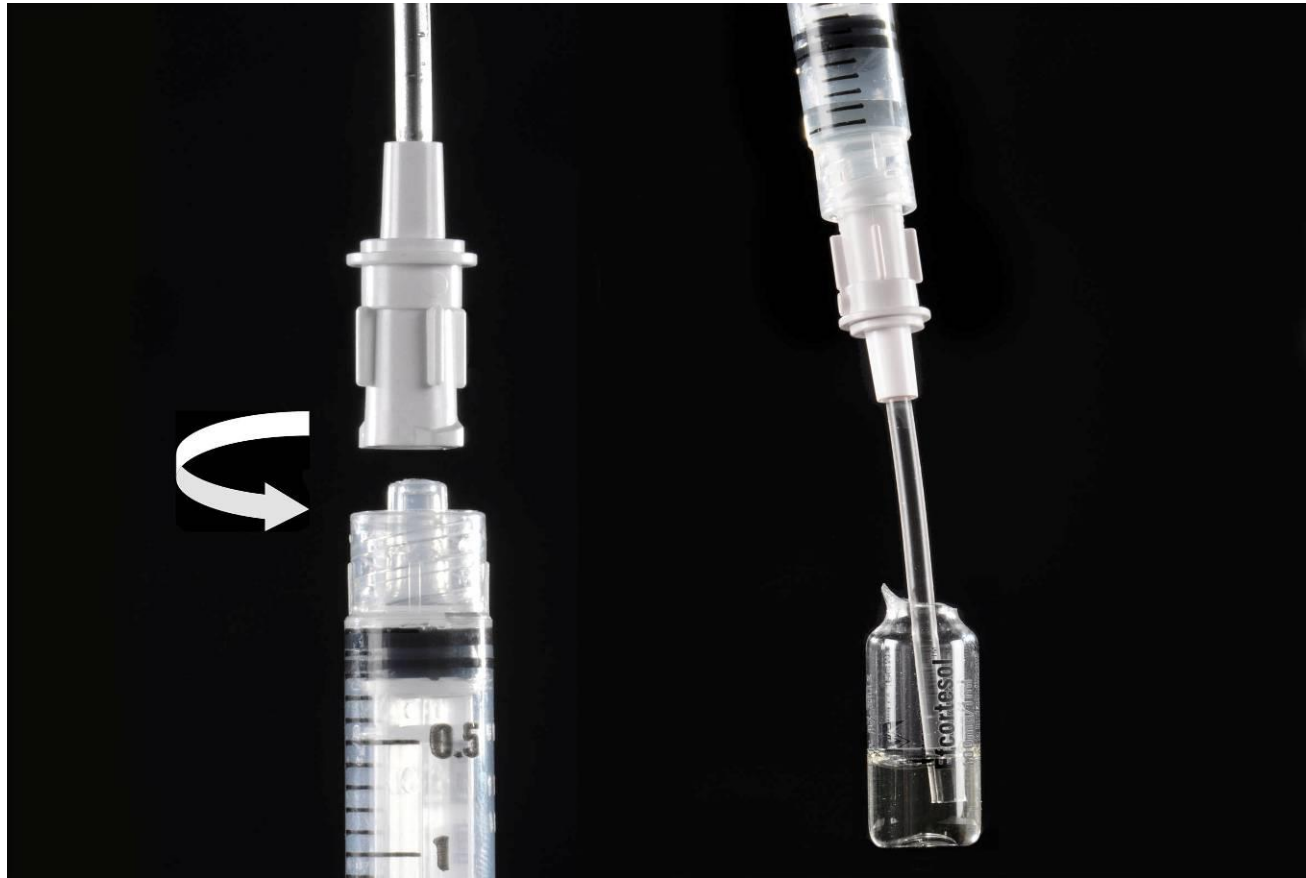
**If the injection is required then
the child must go to hospital**



Open the glass vial
Remember the dot is the weakest point



Attach the filter needle to the syringe with a twist on motion

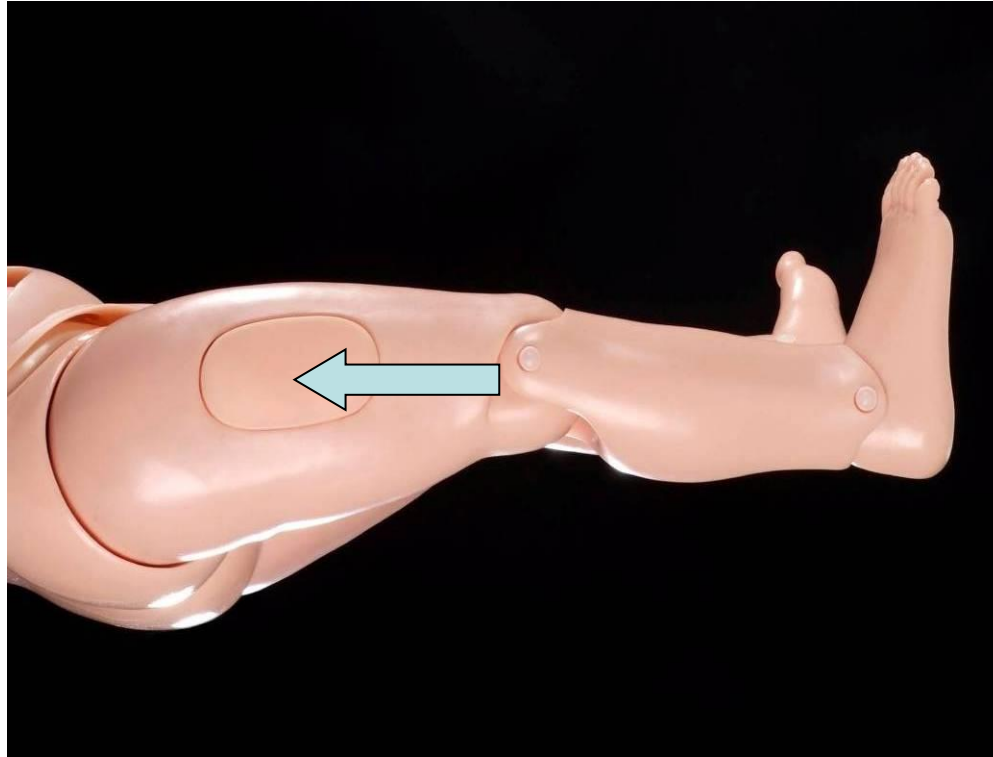


Draw up the dose
Attach the needle



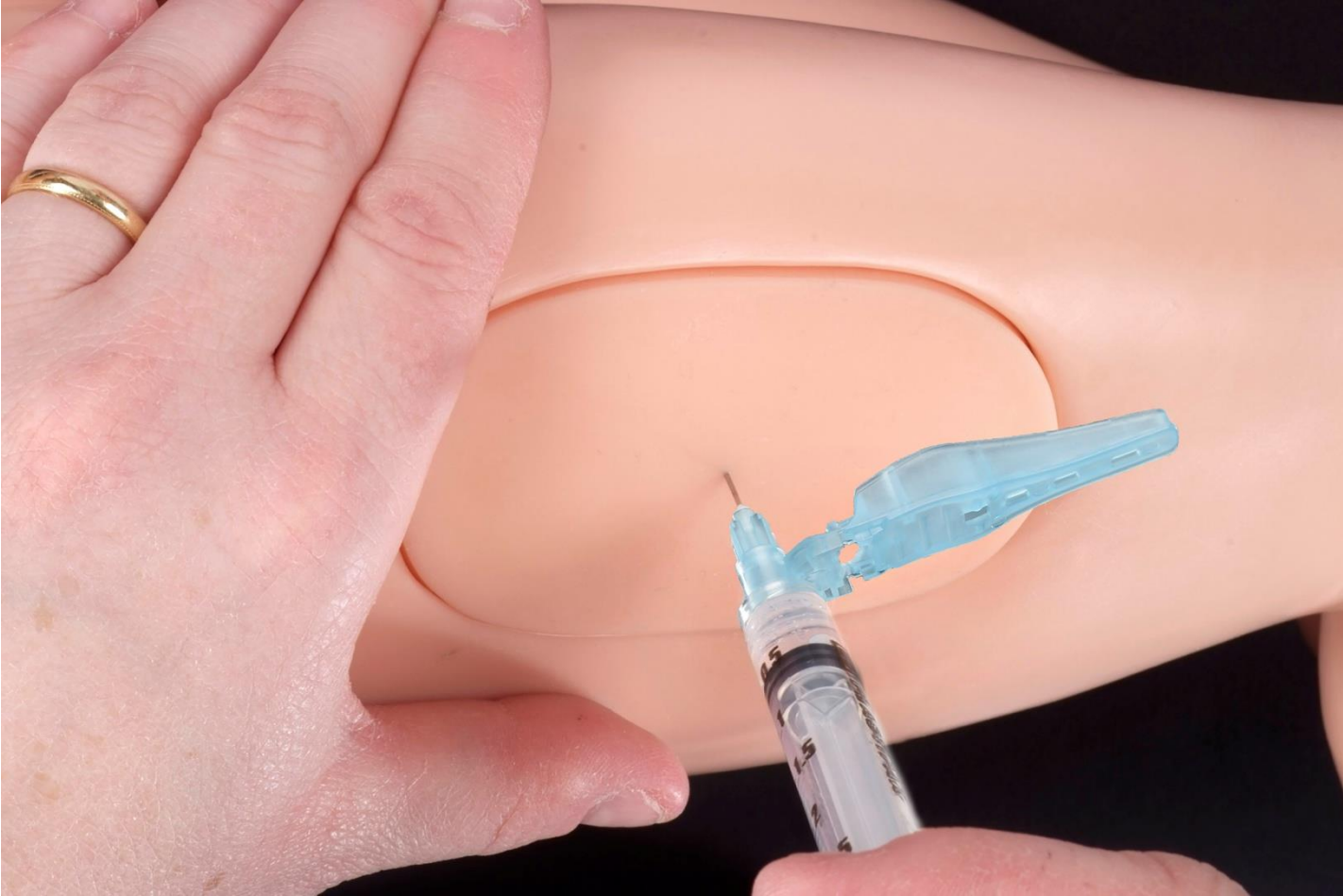
Dose: 0.25 mls = 25 mg up to the age of 1 year
0.5 mls = 50 mg age 1 year to 5 years
1.0 mls = 100 mg age 5 years to adult

Where to inject



Use the upper outside of the thigh when the child is lying on their back.

Administer the injection as you have been shown



REMEMBER

It is **NOT** harmful to inject hydrocortisone
if in doubt **GIVE IT**

Make sure to get medical help – go to the
nearest hospital

Phone Contacts

- Emergency Department
- Doctor
- Nurse

- Date of first issue: 31/01/2013
- Review date: 31/01/2022
- Date of next review: 31/01/2025

This leaflet was created by the SPEG Nurses' Sub-Group. SPEG is a network of health care professionals in Scotland who have a particular interest in the care of children and young adults who have Endocrine conditions.

Scottish Paediatric Endocrine Group (SPEG) Network
National Network Management Service
Email: NSS.speg@nhs.scot
www.speg.scot.nhs.uk

If you require an alternative format please contact NSS.EqualityDiversity@nhs.scot
Telephone 0131 275 6000

BSL Contact Scotland BSL [Contact Scotland \(contactscotland-bsl.org\)](http://contactscotland-bsl.org)